


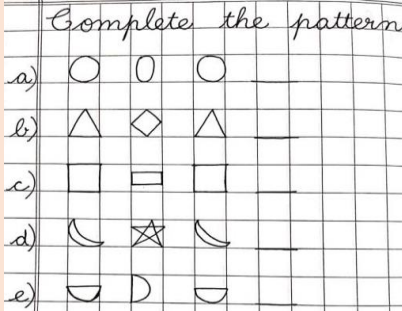


CHINMAYA VIDYALAYA/ B.S.CTY

SESSION- 2020-21

HOLIDAY HOMEWORK (NUR- STD2)

SUBJECT	NURSERY	PREPARATORY	STD1	STD2
HINDI	आओ अक्षर लिखें किताब मे पृष्ठ संख्या 15 और 16 करो (क और ख)	ऊ तथा ए की मात्रा वाले दो फलोंसब्जियों तथा , जानवरों के चित्र नाम लिखो ।)To be done in activity file).	1 . (अष्टमी) शाम की आरती का विडियो (अपने परिवार के साथ) । 2. कठिन शब्द --- 1) जीवन 2)खुशियाँ 3)ध्वनि 4)बुद्धि 5)जन्मदिन 6) हँसकर 7) नाश्ता 8)पौष्टिक 9)अमरूद 10)कठिनाई ध्यान देने योग्य बातें:- (सभी शब्दों को हिंदी MCB कॉपी में लिखकर याद करें)। 3. सुलेख कॉपी/ सुलेख सरिता (4पेज)।	(अष्टमी) शाम की आरती का विडियो (अपने परिवार के साथ) । 2. कठिन शब्द -----1)नक्शा 2)आत्मविश्वास 3)संकल्प 4)क्योंकि 5)प्लास्टिक6)उत्सुकता 7)दृष्टि 8)चिकित्सा 9) श्रृंगार 10)सूर्यास्त ध्यान देने योग्य बातें:- (सभी शब्दों को हिंदी MCB कॉपी में लिखकर याद करें)। 3. सुलेख कॉपी/ सुलेख सरिता (4पेज)।

<p>ENGLISH</p>	<p>English : Do page no. 26 and 27 in 'English Horizon Book' ('a' sound and 'e' sound words)</p> <p>Cursive Strokes Book - Do from page no. 26 to 29 (Small cursive m and n)</p>	<p>1.Learn 5 lines on Durga puja.</p> <p>2.Cursive writing (page no. - 11 to17).</p>	<p>1) Write what each person is doing in the given picture. (Do the work in English Grammar copy)</p>  <p>2) Write five lines on what you see in the picture.(Do the work in English Grammar copy)</p> 	<p>Revision - Hard words, word meanings and Q/A(Ch-8 and 9 MCB).</p> <p>Fill in the dialogue bubbles and complete the story</p> 
<p>MATHS</p>	<p>Do page no. 38 and 39 in 'The book of Mathematics' (Triangle and Square)</p>	<p>Complete the pattern.</p> 	<p>☑ Paste 6 images to show tall, taller, tallest and 6 to show heavy, heavier and heaviest.</p> <p>☑ Also write and find at least 2 non- standard units of length and weight with pictures. (Do the work in Maths copy)</p>	<p>Make a Table Book, write the tables from 6 -15 and learn them</p> <p>Note: You can use your own creativity to decorate it.</p>

EVS/ART	Wall- Hanging: Follow the steps and make a wall hanging. (Material required: One A4 sheet paper and different colour).	<hr style="width: 10%; margin: auto;"/>	<ol style="list-style-type: none"> 1. Draw or paste five things which you see in your classroom. Write their name and color them. 2. What are the four things which you miss about the offline class? Write by your own. (Do the work in EVS copy) 	Draw or paste pictures of three different categories of animals and their food habits - Example- *Herbivores*- 2 animals and their food habits *Carnivores* -2 animals and their food habits *Omnivores*- 2 animals and their food habits Write few lines about each.
COMPUTER	NA	NA	<ol style="list-style-type: none"> 1) Write the steps to start a computer. 2) Write the steps to shut down a computer. 3) Draw, colour and label the picture showing all three control buttons of a window from pg-39(l-5) . NOTE-All the work will be done in computer copy only. 	<ol style="list-style-type: none"> 1)Write the steps to save a drawing in MS Paint. 2)Draw, color and name any three tools of MS paint and write its use. 3)Draw ,color and name all three control buttons of a window(pg-44 L-5) NOTE-All the work will be done in computer copy only
V. ED/ACTIVITY	My First Activity Book - Do page no. 40 and 42	Make an idol of any God/Goddess using clay or wheat flour dough and decorate it.	<hr style="width: 10%; margin: auto;"/>	<hr style="width: 10%; margin: auto;"/>

--	--	--	--	--